



Hyperion Setting Preference

Contents

Financial Reporting Setting (CCGCapex and CCGPlan)	2
Hyperion Reporting Zoom issue	3
Setting Zoom to 100%	3
User Preference Setting (CCGPlan Only)	4

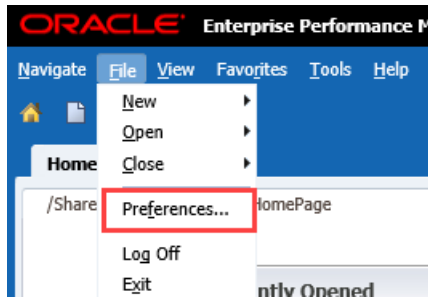


Hyperion Setting Preference

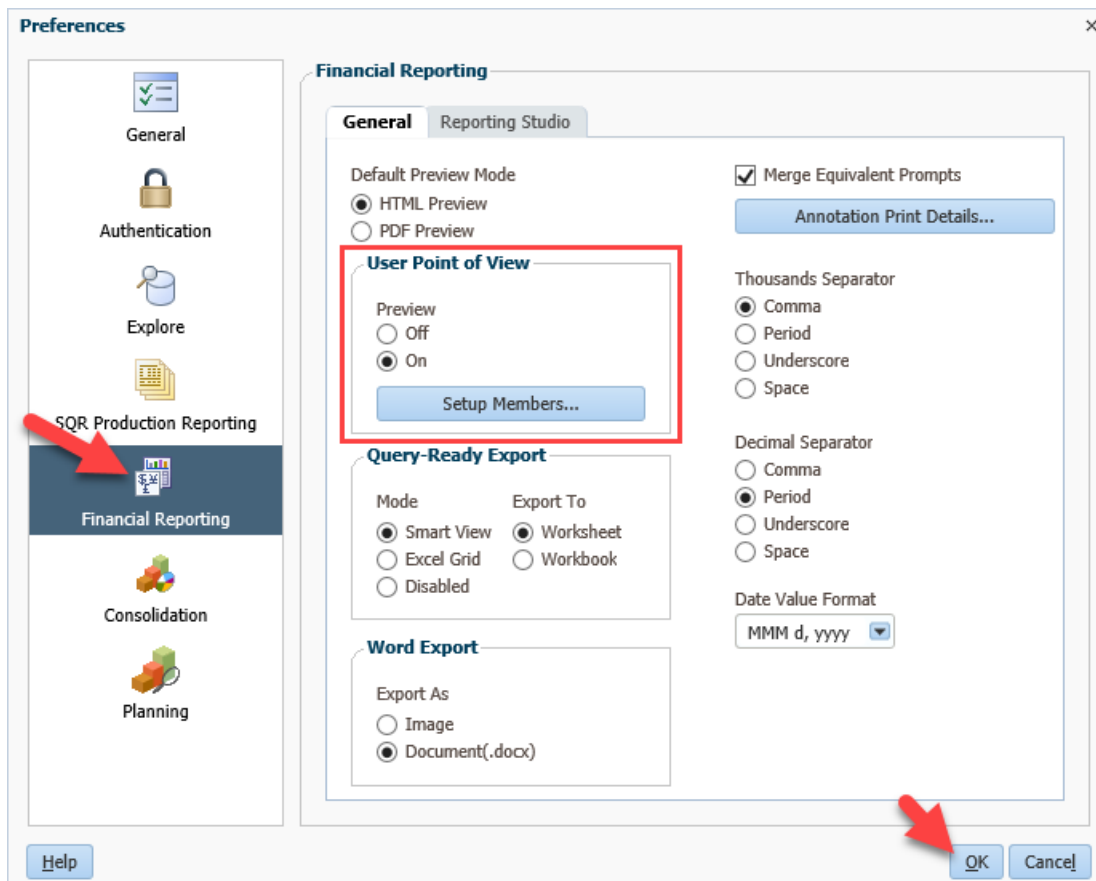
Financial Reporting Setting (CCGCapex and CCGPlan)

Note: This setting applies for running any reports for Capital Budget (CCGCAPEX) or Position Budget (CCGPlan)

- Go to Hyperion PROD <http://hyprod.ccounty.com/workspace/index.jsp>
- Navigate to: File → Preference...



- Click on “Financial Reporting” Tab
- Make sure User Point of View setting is Set to “ON”





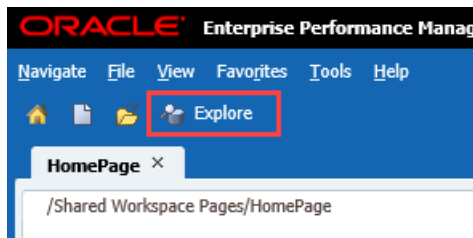
Hyperion Setting Preference

Hyperion Reporting Zoom issue

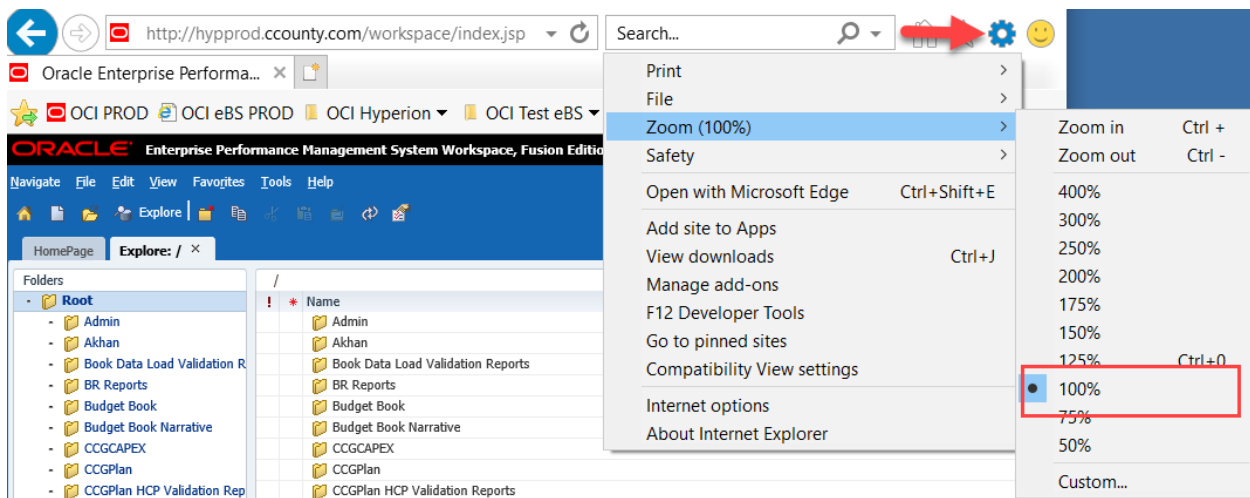
Note: this issue is related to users not able to click on report or folder. To resolve this issue zoom level in Internet explorer needs to be set to 100%.

Setting Zoom to 100%

- Go to Hyperion PROD <http://hypprod.ccounty.com/workspace/index.jsp>
- Click on "Explore"



- Click on the setting icon of Internet explorer 11
- Go to zoom and select 100%



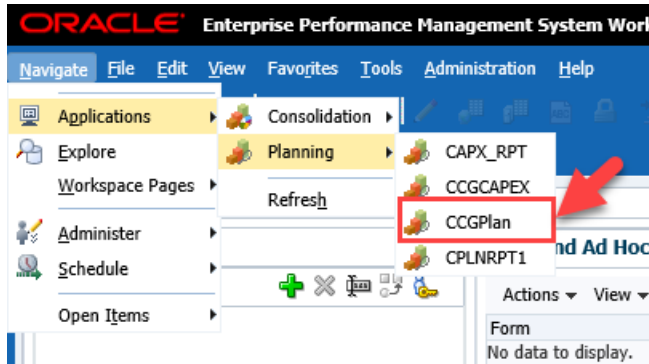


Hyperion Setting Preference

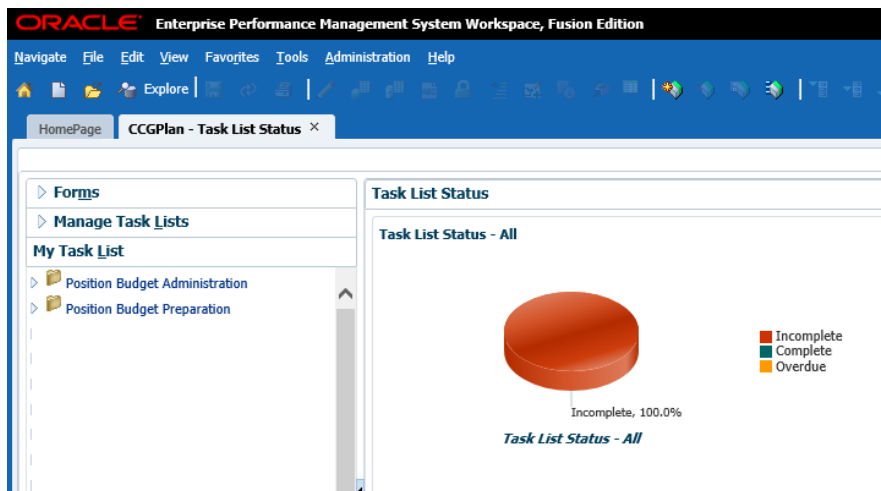
User Preference Setting (CCGPlan Only)

Note: This setting is associated only With CCGPlan Application.

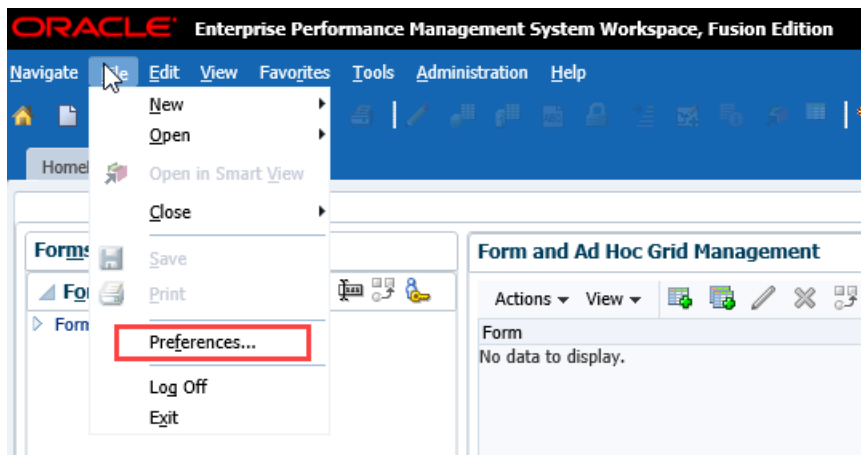
- Go to Hyperion PROD <http://hypprod.ccounty.com/workspace/index.jsp>
- Open application Navigate→Application→Planning→CCGPlan



Note: CCGPlan application must be open before setting the User Preference.



- Once CCGplan application is open Click On: File→Preference...





Hyperion Setting Preference

- Under Preference Box
 1. Click on Planning Tab
 2. Click on User Variable Option Tab
 - Enter the following for each Dimension POV
 - Scenario: Budget
 - Version: Working
 - Year: (Budget Year) example FY22
 - Grant: No_Grant or "All Grants" or Specific Grant Number
 3. Click "Save" and then Click "Ok"
 4. Click "Ok"

Preferences

Application Settings | Display Options | Print | **2** | User Variable Options

Dimension	User Variable Name	Selected Member
Scenario	Current Scenario	Budget
Version	Current Stage	Working
Year	Current Year of Vi...	<Budget Year>
Grant	Grant Pick	No_Grant

1 | General | Authentication | Explore | SQR Production Reporting | Financial Reporting | Consolidation | **Planning**

3 | Save | Reset

4 | OK | Cancel

Help



Hyperion Setting Preference